


# School Learning Support Dogs at MVHS



- MVHS has a history of using support dogs in classroom in order to support the wellbeing of students across all stages.
- Brando, Peta and Marble were used to work with students in a clinical and highly structured setting.
- They were used to build rapport with students
- Used to de-escalate students during emotionally intense moments



Peta and Marble




Brando

# Departmental Requirements

- Is the Principal supportive?
- Has the Principal discussed this with their Director?
- Has this been discussed with the Community?
- Has this been discussed with Staff?
- Is the Health and Vaccinations of the dog up to date?
- Has the dog undergone some recognised obedience training?
- Will the dog have access to food, water and a safe place as necessary?
- Who will be the handler of the dog?
- Is there are Risk Management Plan in place?



# Dogs at School – Research



# Dogs at School – Research indicates

- Groups of students become more socially homogenous with less behavioural extremes
- Less aggressiveness and hyperactivity
- Withdrawn students became more socially integrated
- On average students paid more attention to the teacher
- Effects were more pronounced in boys than girls



# Potential benefits for the student and school

- Research supports the support of health, well being and normal development in children
- Improving quality of life as a tool for socialising, relaxation and communication
- Help reduce anxiety and stress
- Increases in opportunity to display independence and confidence by looking after a pet
- Gaining awareness of pro-social behaviour in regard to treating animals appropriately
- Opportunities for sensory stimulation and exercise and enables children to receive and give attention and affection

**The dog provides a non-judgemental acceptance of the student, especially when reading aloud or completing challenging tasks.**





# Izzy

- Izzy is a Black Labrador x Golden Retriever. She is a Gemini and enjoys long walks on the beach.
- She loves laying under tables and the occasional belly rub.
- Meditation is her favourite activity and when she sleeps she believes she is a Harley Davidson



I am Alecia Killeen




I am her owner. It is important that she listens to what I say to ensure that she does not get into any mischief.

Please ask me before you pat her.


She loves her food, but it is important that you don't give her any snacks.

She needs to fit into her backpack in summer.




# Dougal

- My name is Dougal and I am still a puppy!
- I am still learning to listen to my owner.
- I love walks, bones and digging holes.
- If you see me please make sure you ask my owner before you pat me.




- I am Graeme Lindsay
  - I am Dougal's owner
- 
- Dougal is still a puppy. It is important that he listens to my instructions.
  - He is still learning to sit, stay and drop.
  - You can find us in CR0027 or up in the Wood Work rooms.
  - Please make sure you ask me before you pat Dougal.



# Franklin


- My name is Franklin and I am friendly and love to play.
- I am still a puppy so I am still learning to listen.
- I can sit, stay, shake and play fetch.
- You can find me in the Support Faculty.



- I am Dylan Reid.
- I am Franklin's owner.
- Franklin is still a puppy. It is important that he listens to my instructions.
- You can find us in the Support Faculty.
- Please make sure you ask me before you pat Franklin.



Franklin is also learning how to ask for things that he wants using augmentative and alternative communication via voice recorded buttons.



# Use of Izzy, Dougal and Franklin

- Used to build rapport with students
- Used to de-escalate students during emotionally tense moments
- To provide comfort and confidence when students are completing set tasks
- To provide a calming environment to all students.
- Izzy, Dougal and Franklin are the sole responsibility of their owners. They reside in CR0027 (Dougal) or in the Teaching and Learning Staffroom (Izzy) and in the Support Unit (Franklin) unless in class with their owners.
- A risk management plan has been established.

# Important Things to Remember

- Make sure you ask our owners before you pat us
- If it is ok. Stand side on, and pat the dog on their back away from their mouth.





# What do I do if I have a phobia of dogs?

Moving around the school (playground / hallways):

1. Stand still with your arms beside you.
2. Let the teacher know that you are uncomfortable
3. Stay Calm and the owner will quickly move the dog away from you.

In the classroom

1. Stay in your chair
2. Let the teacher know that you are uncomfortable
3. Stay calm and the owner will quickly remove the dog from the classroom.

**It is important that you let your teacher know how you are feeling so we can move the dog away immediately.**

Please do not feed us  
without asking.  
Remember to put your  
food in the bin. We don't  
want to eat anything that  
can make us sick.  
If you see me eating  
something I shouldn't,

PLEASE tell my owner

**PLEASE DON'T  
FEED  
MY DOG  
WITHOUT  
ASKING.**





Don't even think about blaming us!



We love to run and play. In the playground please do not chase us. We could get scared.



Make sure you wash your hands after you pat us, especially before you eat.



# What do I do if I have an allergy to animal hair?

1. Please tell your teacher immediately that you are allergic to dogs.
1. If you do come into contact with animal hair please tell your teacher and follow your ASIA action plan.

**It is important that you tell your teacher that you are allergic to animal hair. The owner will remove the dog from the space immediately.**